



K L E F E R

C310 Luxury

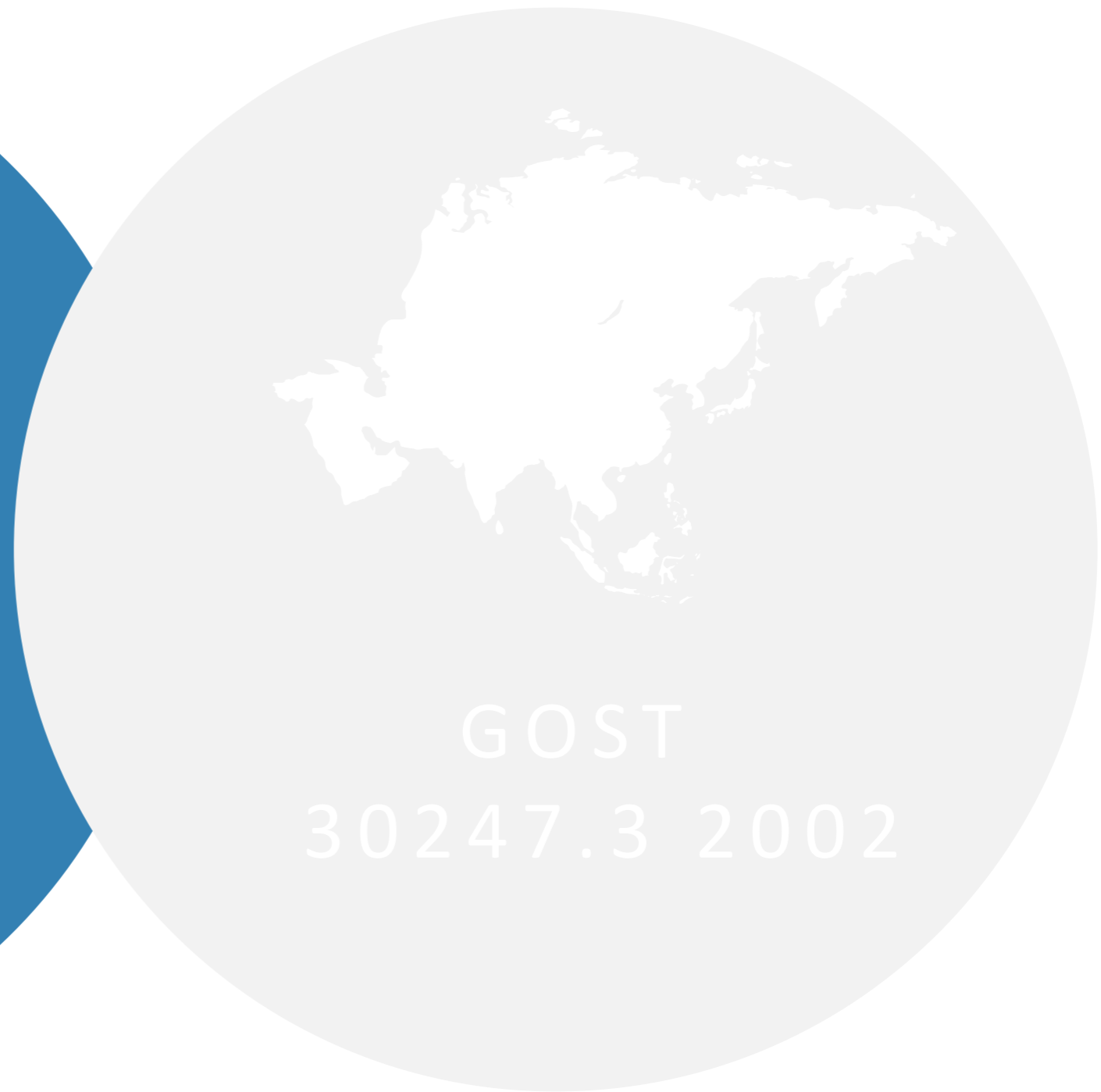
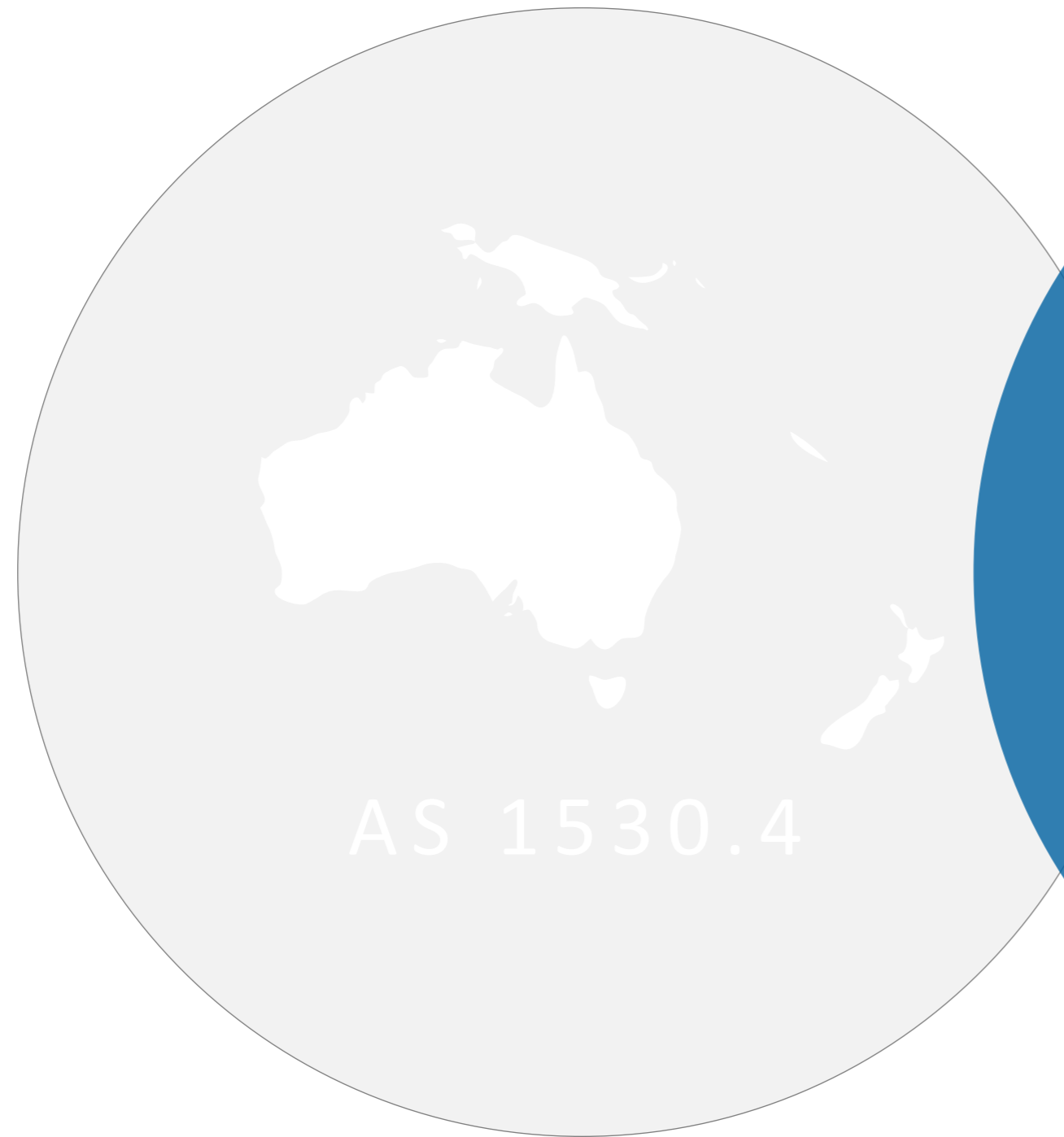
Gentle Design

The C310, “Luxury” doors are engineered to meet stringent safety standards, undergoing rigorous testing to certify their fire-resistant capabilities. Explore our solutions and fire-resistant product range that KLEFER offers.

The innovative features of our doors guarantee smooth operation and easy maintenance, providing you with peace of mind and long-lasting performance.

K L E F E R

C310, Luxury




EN 81.58:2003

K L E F E R



E 120

Appraise for 120 minutes
integrity performance



E120 – EW60 Double Skin

Appraise for 120 minutes
integrity & 60 minutes radiation
performance



E120 - Vandal Resistance

Appraise for 120 minutes
integrity performance




E I 60

Appraise for 60 minutes
integrity & insulation
performance



E I 120


Appraise for 120 minutes
integrity & insulation
performance



E W 60

Appraise for 60 minutes
integrity & radiation
performance

Manufacturing Range



Clear Opening*

600 - 1000

Clear Height*

1100 - 2350


Clear Opening	Clear Height
500 - 850	1100 – 2350
900	1100 – 2200
950	1100 – 2100
1000	1100 – 2000

*All dimensions unless otherwise specified are in mm

En 81.58:2003



E120



EW60

E120 - EW60 / EN81-58 + EN81.20/50*

Clear Opening	Clear Height**	Side Frames	Upper Frame
500 - 850	1700 – 2300		
900	1700 – 2200		
950	1700 – 2100	100 - 150 mm	125 - 150 mm
1000	1700 – 2000		

** min clear height EN norms to be valid is 2000mm

E120 - EW60 / EN81-58 + EN81.1/2

Clear Opening	Clear Height**	Side Frames	Upper Frame
500 - 850	1700 – 2300		
900	1700 – 2200		
950	1700 – 2100	100 - 150 mm	125 - 150 mm
1000	1700 – 2000		

** min clear height EN norms to be valid is 2000mm

GET IN TOUCH

KLEFER SA
Business Park,

Kilkis,
61 100, Greece

PHONE

+30 2341075730

EMAIL

commercial@klefer.com

WEBSITE

www.klefer.com

