


K L E F E R

Two - Panel Classic

Durable and Reliable

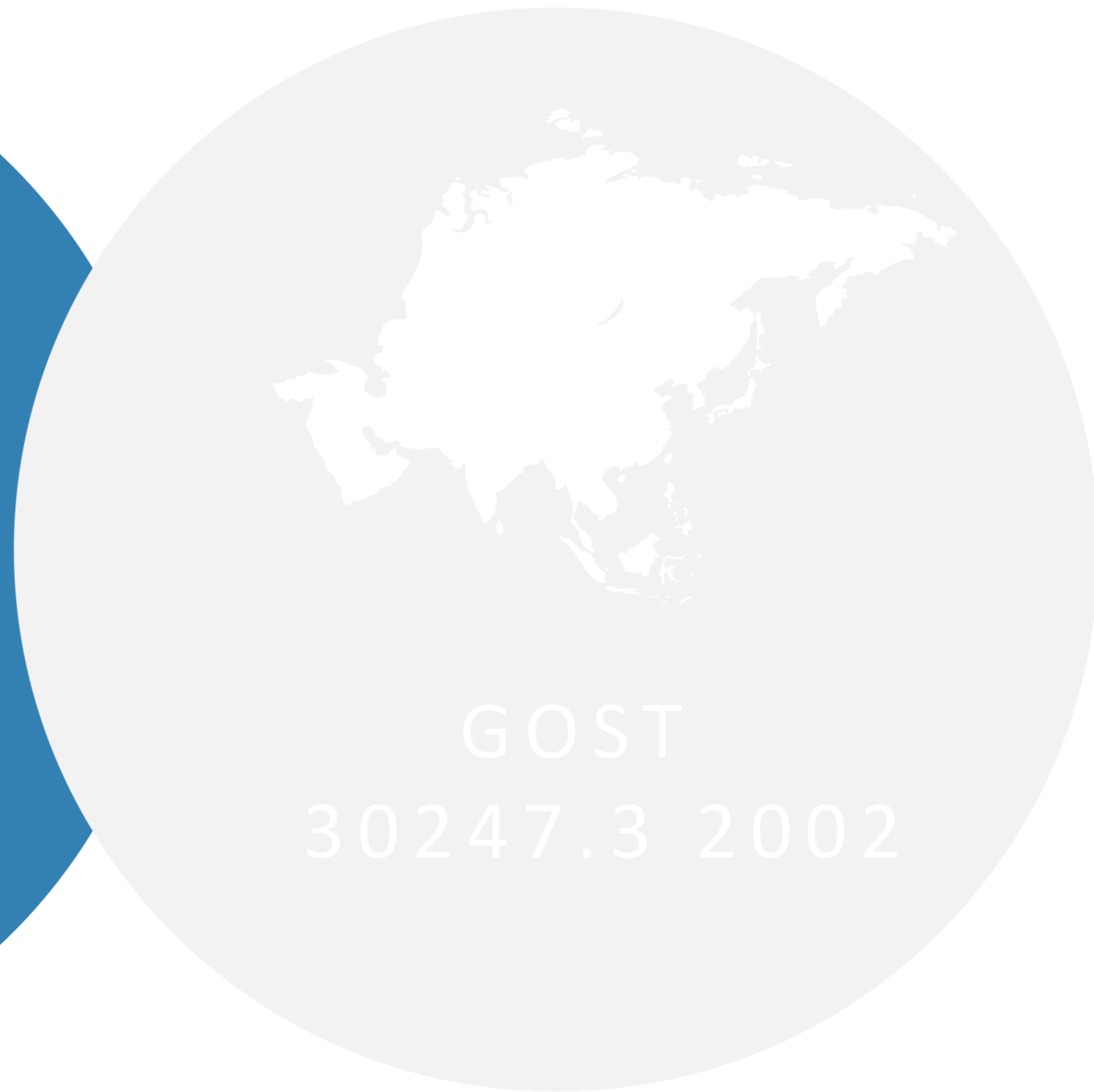
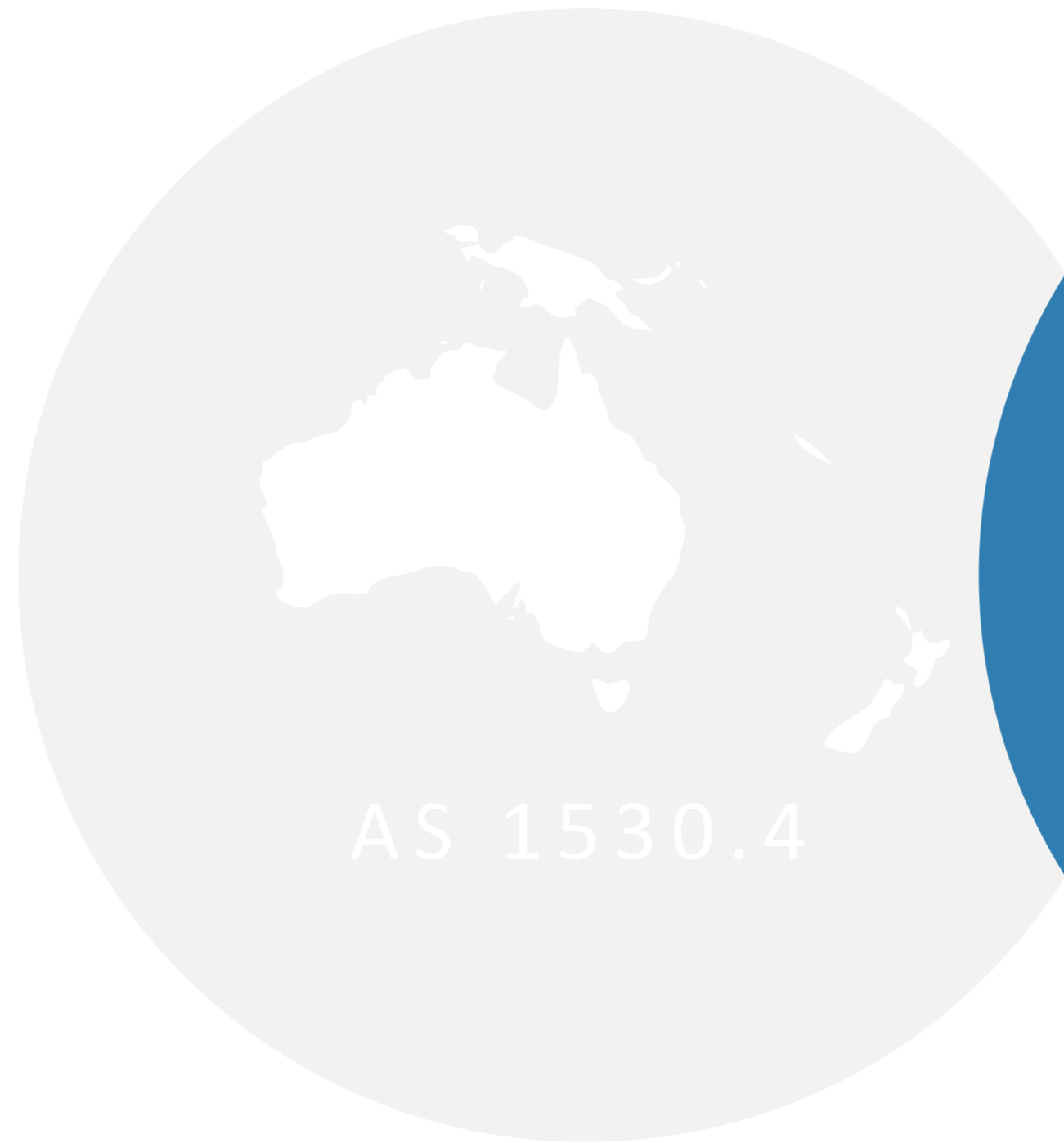
The Two - Panel Classic doors are engineered to meet stringent safety standards, undergoing rigorous testing to certify their fire-resistant capabilities. Explore our solutions and fire-resistant product range that KLEFER offers.

The innovative features of our doors guarantee smooth operation and easy maintenance, providing you with peace of mind and long-lasting performance.



KLEFER

Two – Panel Classic




EN 81.58:2003

K L E F E R



E 120

Appraise for 120 minutes
integrity performance



E120 – EW60 Double Skin

Appraise for 120 minutes
integrity & 60 minutes radiation
performance



E120 - Vandal Resistance

Appraise for 120 minutes
integrity performance




E I 60

Appraise for 60 minutes
integrity & insulation
performance



E I 120


Appraise for 120 minutes
integrity & insulation
performance



E W 60

Appraise for 60 minutes
integrity & radiation
performance

Manufacturing Range



Clear Opening*
950-2750

Clear Height*
2000-3000


Clear Opening*
950-1750
1800-2200
2250
2300
2350
2450
2500
2550
2600-2650
2700
2750

Clear Height*
2000-3000
2000-2950
2000-2850
2000-2800
2000-2750
2000-2650
2000-2550
2000-2500
2000-2450
2000-2400
2000-2350

En 81.58:2003



E120



EW60

E120 - EW60 Range / EN81-58 + EN81.20/50*

Clear Opening* Clear Height*
950-1700 2000-2400

- *With leading panel
- *Without vision panel

E120 - EW60 Range / EN81-58 + EN81.1/2

Clear Opening* Clear Height*
950-1700 2000-2400

- With leading panel
- With or without vision panel

**All dimensions unless otherwise specified are in mm*

GET IN TOUCH

KLEFER SA
Business Park,

Kilkis,
61 100, Greece

PHONE

+30 2341075730

EMAIL

commercial@klefer.com

WEBSITE

www.klefer.com

