

K L E F E R

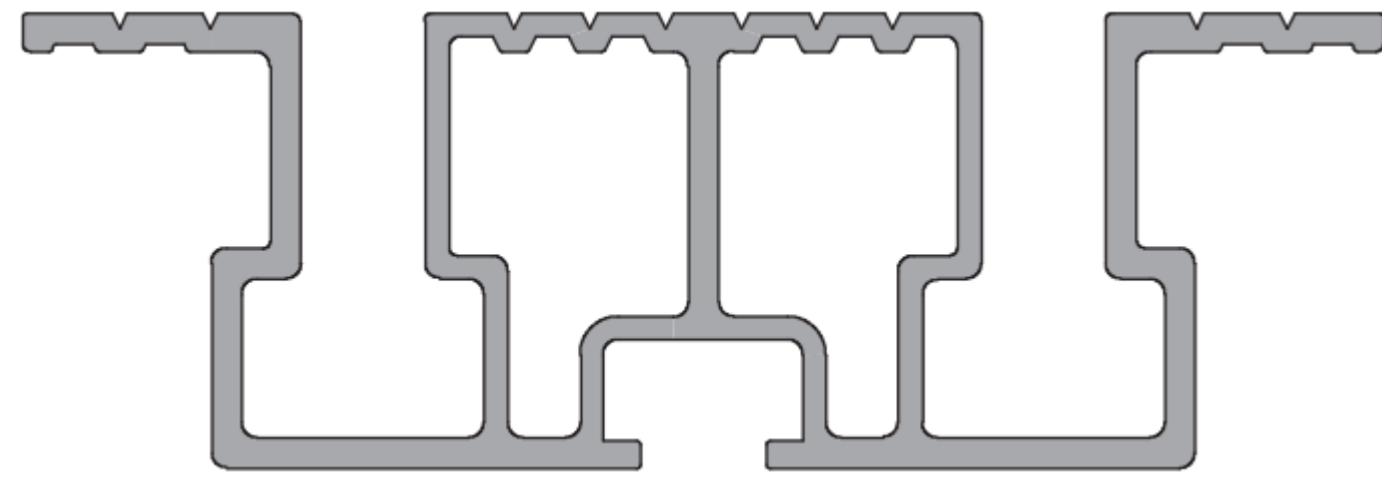
# Sill

Whether it is a cargo lift or a passenger elevator, KLEFER offers tailored solutions in terms of sill use, to meet your demands. Made of durable materials such as stainless steel, aluminum, or solid steel KLEFER sill options are designed to endure constant use and withstand the rigors of daily traffic.

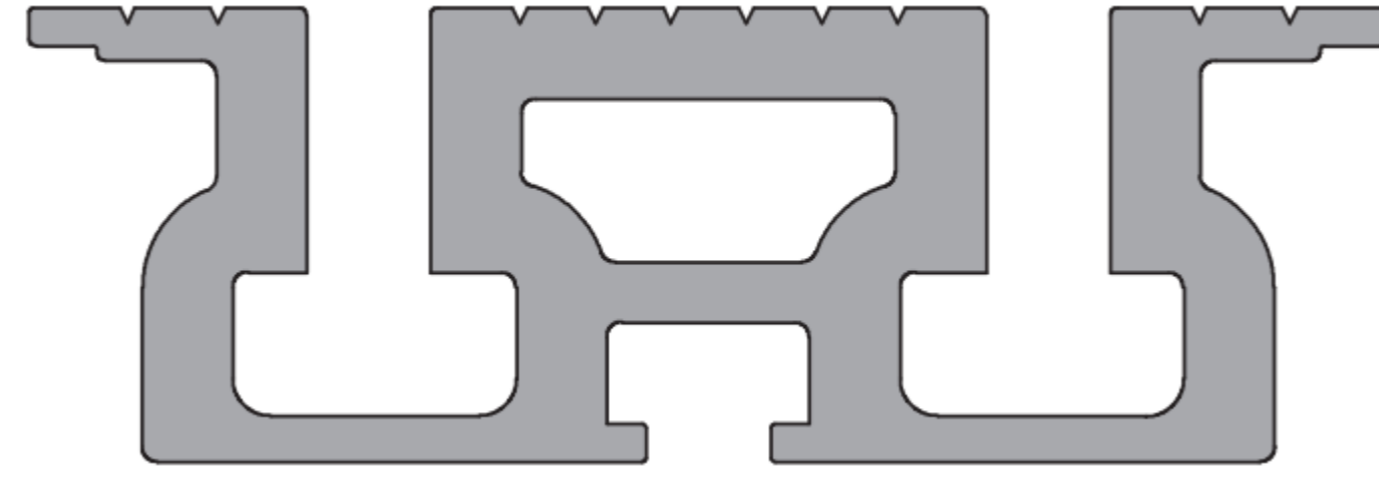
Contact us today, to discuss your specific requirements.

K L E F E R

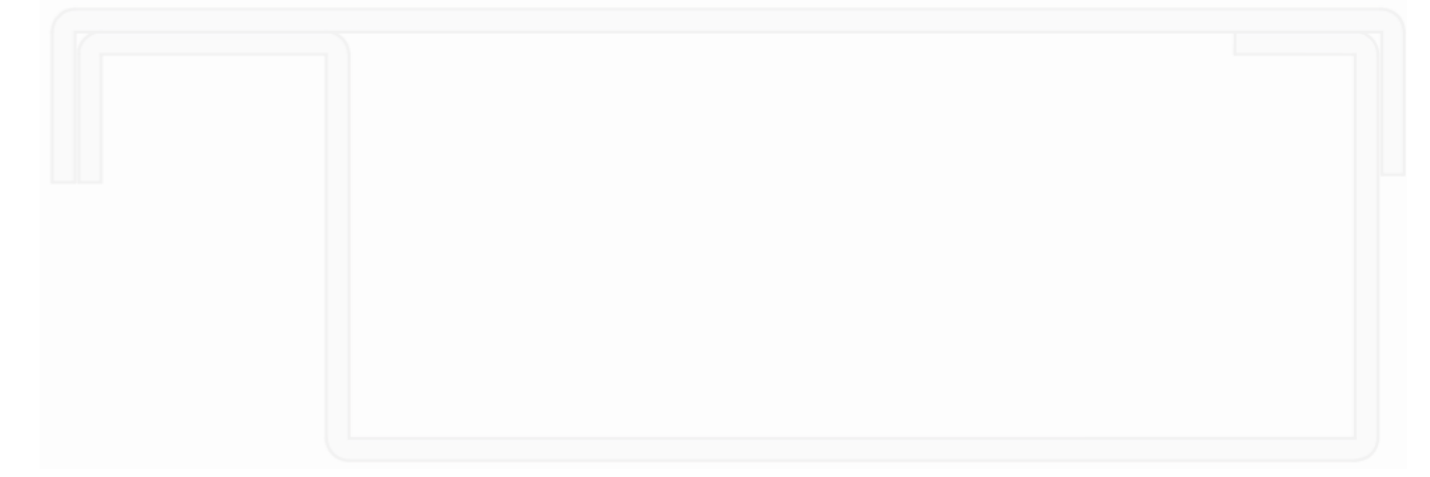
40/10 VF cabin doors



Aluminum



Reinforced  
Aluminum



Concealed



Heated Sill



Heated Sill\*



Heated Sill




Dust Holes




Dust Holes



Dust Holes



Total Weight: 1200 kgs



Total Weight: 4800 kgs



Total Weight: kgs



Load in Support point: 300 kgs



Load in Support point: 1200 kgs



Load in Support point: kgs


\*Not available for c2

\*Recommended use. The specified values are about the weight that the sills can support, on their weakest points (excluding their support).The recommended weight do not exercise any elastic deformation on the sill

\*The total loadings is divided in four points

K L E F E R

40/10 VF cabin doors



Steel &  
St.St



Reinforced  
Steel




Solid & St.St  
Steel



Heated Sill



Dust Holes



Total Weight: 3600 kgs



Load in Support point: 900 kgs



Heated Sill



Dust Holes



Total Weight: 3600 kgs




Load in Support point: 900 kgs



Heated Sill



Dust Holes



Total Weight: >4800 kgs



Load in Support point: >1200 kgs

\*Recommended use. The specified values are about the weight that the sills can support, on their weakest points (excluding their support).The recommended weight do not exercise any elastic deformation on the sill

\*The total loadings is divided in four points

# GET IN TOUCH

KLEFER SA  
Business Park,

Kilkis,  
61 100, Greece

## PHONE

+30 2341075730

## EMAIL

[commercial@klefer.com](mailto:commercial@klefer.com)

## WEBSITE

[www.klefer.com](http://www.klefer.com)



